




# ECOSTAR 6000 - Factory settings

Order No.:	Serial No.:
Basic unit : <b>T 32</b>	Type : <b>75 - 300</b>
Part number :	
Electronicbox :	Fabrication No.:
First installation Date :	Installed from :
Programmversion : <b>V 4.0</b>	Version date :

MENU	Set Value	Description
 <b>Basic settings 1/4</b> Shut off Valve	<b>None</b> <b>Low pressure</b> <b>Over pressure</b>	Option Shut off valve
	<b>0.0 m</b>	will be shown when the pipe is pulled out automatically - can be adjusted as well
	<b>0</b> <b>20</b>	0= without shut off valve 20 = with shut off valve
	<b>None</b> <b>Pressure switch</b> <b>Pressure sensor</b>	
Pulled out PE-pipe length (m)		
Monitoring time (min.)		
Pressure control		

 <b>Machine Data 1/5</b> PE-pipe length (m)	<b>300</b>	
	<b>75</b>	
	<b>1200</b>	
	<b>13,86</b>	Windings per layer
<b>Machine Data 2/5</b> Number of teeth big	<b>192</b>	gear sprocket drum ( number of teeth x 2)
	<b>12</b>	drive gear sprocket (mounted on gear box)
	<b>4</b>	
	<b>89</b>	
<b>Machine Data 4/5</b> Delay to close the valve (s)	<b>8</b>	Time delay of the shut off mechanism between gear box and shut off valve. For adjustment of the gearbox and shut off valve must be "0"

 <b>System Settings 1/2</b> Language	<b>Deutsch</b> <b>English</b> <b>Francais</b> <b>Nederlands</b> <b>Magyar</b> <b>Spanish</b> <b>Norsk</b> <b>Русский</b> <b>Polish</b> <b>Japanese</b>	Choose language
	<b>00:00</b>	
	<b>00.00.0000</b>	
	<b>Metrisch</b>	Metric or Imperial (US measurements)
Time		
Date		
measurements units		