




ECOSTAR 6000 - Factory settings

Order No.:	Serial No.:
Basic unit : T 32	Type : 75 - 330
Part number :	
Electronicbox :	Fabrication No.:
First installation Date :	Installed from :
Programmversion : V 4.0	Version date :

MENU	Set Value	Description
 Basic settings 1/4 Shut off Valve	None Low pressure Over pressure	Option Shut off valve
	0.0 m	will be shown when the pipe is pulled out automatically - can be adjusted as well
	0 20	0= without shut off valve 20 = with shut off valve
	None Pressure switch Pressure sensor	
Pulled out PE-pipe length (m)		
Monitoring time (min.)		
Pressure control		

 Machine Data 1/5 PE-pipe length (m)	330	
	75	
	1200	
	13,86	Windings per layer
Machine Data 2/5 Number of teeth big	192	gear sprocket drum (number of teeth x 2)
	12	drive gear sprocket (mounted on gear box)
	4	
	89	
Machine Data 4/5 Delay to close the valve (s)	8	Time delay of the shut off mechanism between gear box and shut off valve. For adjustment of the gearbox and shut off valve must be "0"

 System Settings 1/2 Language	Deutsch English Francais Nederlands Magyar Spanish Norsk Русский Polish Japanese	Choose language
	00:00	
	00.00.0000	
	Metrisch	Metric or Imperial (US measurements)
	Time	
Date		
measurements units		